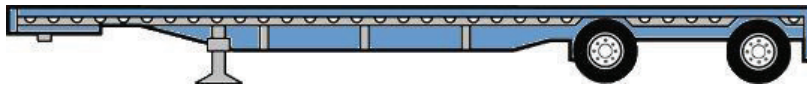




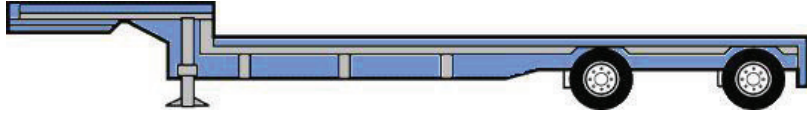
FLATBED: 40' – 53'



Average Legal Acceptable weights	
Kgs	Lbs
21,773	48,000

Average Legal Acceptable Dimensions		
Length	Width	Height
40' – 53'	8.5'	8.5'

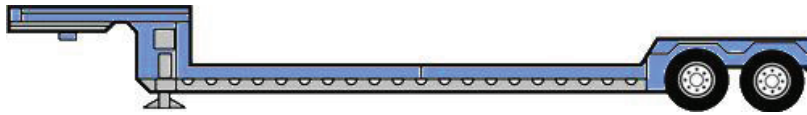
STEPDECK: (2 Axel – 3 Axel)



Average Legal Acceptable weights	
Kgs	Lbs
21,773	48,000

Average Legal Acceptable Dimensions		
	Front Deck	Main Deck
Length	11'	37'
Width	8.5'	8.5'
Height	8.5'	10'

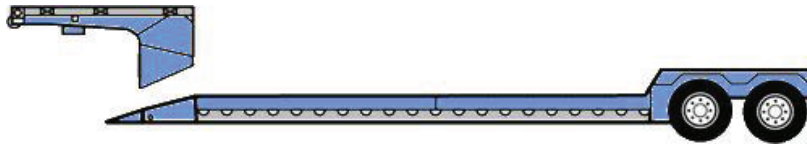
DOUBLE-DROP DECK:



Average Legal Acceptable weights	
Kgs	Lbs
20,036	45,000

Average Legal Acceptable Dimensions			
	Front Deck	Main Deck	Rear Deck
Length	10'	29'	9'
Width	8.5'	8.5'	8.5'
Height	8.5'	11.5'	10'

LOWBOY: RGN, Double drop w/Detachable Deck



Average Legal Acceptable weights	
Kgs	Lbs
19,958	44,000

Average Legal Acceptable Dimensions			
	Front Deck	Main Deck	Rear Deck
Length	10'	29'	9'
Width	8.5'	8.5'	8.5'
Height	8.5'	12'	10'


EXTENDIBLE (STRETCH) FLATBED: 45' – 80'



Average Legal Acceptable weights	
Kgs	Lbs
20,412	45,000

Average Legal Acceptable Dimensions		
Length	Width	Height
45' – 80'	8'	8.5'

EXTENDIBLE (STRETCH) STEPDECK: 37' – 63'



Average Legal Acceptable weights	
Kgs	Lbs
19,505	43,000

Average Legal Acceptable Dimensions		
	Front Deck	Main Deck
Length	10'	38' – 63'
Width	8'	8'
Height	8.5'	10'

EXTENDIBLE (STRECHT) DOUBLE-DROP DECK:




Average Legal Acceptable weights	
Kgs	Lbs
18,144	40,000

Average Legal Acceptable Dimensions			
	Front Deck	Main Deck	Rear Deck
Length	10'	29' – 50'	9'
Width	8.5'	8.5'	8.5'
Height	8.5'	11.5'	10'

This chart is to be used only as a guide for standard flatbed equipment. Permits may be required for oversize and overweight cargo. Regulations vary from state to state. Please contact your Interglobal Logistics' representative to find out whether your load will require permits. For more information call 305-470-9989 or e-mail: info@intergloballogistics.com



FLATBED TRAILER TANDEM:



Average Legal Acceptable weights		
Kgs	Lbs	
21,773	48,000	
Average Legal Acceptable Dimensions		
	Front Deck	Rear Deck
Length	26' – 48'	46' – 75"
Width	8.5'	8.5'
Height	8.5'	8.5'

ENCLOSED BOX TRAILER: 53'



Average Legal Acceptable weights		
Kgs	Lbs	
20,412	45,000	
Average Legal Acceptable Dimensions		
Length	Width	Height
52.5'	8' 5"	9'

This chart is to be used only as a guide for standard flatbed equipment. Permits may be required for oversize and overweight cargo. Regulations vary from state to state. Please contact your Interglobal Logistics' representative to find out whether your load will require permits. For more information call 305-470-9989 or email: info@intergloballogistics.com